


PASCO COUNTY FAIR
POULTRY PROJECT RECORD BOOK
Kindergarten – 2nd Grade
2009-2010



Name: _____

Grade: _____ School: _____

Club: _____

4-H Leader/FFA Advisor/Adult Mentor: _____

Record Started: _____ Record Ended: _____

I certify that I have kept these records to the best of my ability.

Signature


Date

This record book has been completed as much as possible by the above named member.

Leader/Advisor/Mentor Signature

Date

Youth Animal Project Agreement (to be completed at beginning of project)



The youth is responsible for caring for the animal, which will include feeding, de-worming, providing fresh clean water, providing a pen, washing, and showing. The youth will use this project as an educational tool to learn skills needed in the livestock industry. This project will also help the youth to accept success and failure as a learning experience. The youth will keep accurate records on their project animal.

I accept these responsibilities.

Date: _____ Signed-Youth: _____

The parents are responsible for providing financial help, if needed, along with assistance and encouragement while the youth is raising this animal.

Date: _____ Signed- Parent or Caretaker: _____

Drug Statement

I hereby certify that any drug, antibiotic or biological substance which may have been administered by myself, or any other person, was done in strict compliance with the manufacturer’s label requirements.

Date: _____ Signed-Youth: _____

Date: _____ Signed- Parent or Caretaker: _____

Acknowledgment of Pasco County Fair General Rules

I hereby agree that I have read and understand Pasco County Fairs Safe Handling Practice rules, IAFE National Code of Show Ethics rules, and Livestock Addendum form.

Date: _____ Signed-Youth: _____

Date: _____ Signed- Parent or Caretaker: _____

The purpose of a market animal project is to:

- acquire an understanding of the animal industry by preparing for, purchasing, caring for and keeping records on one or more head of animals
- identify the types and breeds of animals and employ efficient methods of production and marketing.
- understand the business aspect and economics of purchasing animals, feed, facilities and equipment for an animal project
- develop integrity, sportsmanship, and cooperation


List 3 Things You Want To Learn About Poultry:

1. _____

2. _____

3. _____






My Project Chickens...

Complete the table for the birds that you are showing.

Name/Number	Breed	Sex

Where did you get your chicken(s)? _____

How much did your chicken(s) cost? _____




Breeds of Chickens...

List the breed(s) of your chicken(s) or choose two breeds of chickens and do the following:

1. List the breeds.
2. Decide if each breed is used for meat, eggs or both.
3. Draw and color a picture of the breed.

Breed: _____ meat eggs both

Breed: _____ meat eggs both



Taking Care of My Chickens...

Where do you keep your chicken(s)? Describe the place where your chickens live.

How often do you work with your chickens (pet them or play with them)? Describe what you do.

Describe anything special that you do to your chickens before a show.

Do you groom your birds? What do you use to groom them?

Feeding My Chickens...

Describe what you use to give your chickens feed and water?

What type of feed do you feed your chickens?

How much and how often do you feed your chickens?

How much does your feed cost? _____

Do you feed your chicken special treats? If so, what are the treats?

Glue or tape a tag from the chicken feed bag here:

Egg Collection

(If you only have roosters, mark here _____ and go to Parts of a Chicken - below)

Are your chickens laying now? _____

How many eggs do you collect each day? _____

What color are the eggs? _____

What do you do with your eggs? eat give away sell

Do you feed any supplements to enhance the quality of your eggs? If yes, what do you feed? _____

The Parts of a Chicken...

Write in the parts of the chicken and color it to look like your project chicken!

Comb

Wattles

Breast


Beak

Vent

Hock

Wing

Shanks



Project Pictures

Show pictures (4 to 8) of you and your project. The pictures should go with your story. Write a caption for each picture.

Project Pictures, continued

Scoring Sheet Youth Poultry Record Book

<u>Section</u>	<u>Possible Points</u>
Cover	7
Signatures (page 2)	6
Things to Learn (page 3)	9
Project Chickens (page 4)	5
Breeds of Chicken (page 5)	6
Care of Chickens (page 6)	8
Feeding Chickens (page 7)	8
Egg Collection (page 8 - top)	5
Parts of a Chicken (page 8 - bottom)	10
Project Story (pages 9 & 10)	20
Project Pictures (pages 11 & 12)	16
Total Points	100